



Reading the Water

Newsletter of Golden State Flycasters and Trout Unlimited Chapter 920

February 2007

Program—Dale Darling: Fishing Colorado Dries

By Helen Condict

Communicating through informative teaching that fly fishing is fun is what motivates Dale Dar-

ling, whose topic will be the how, what and why of fishing dry flies.




Dale grew up fishing, inspired by his father, whom Dale later taught to fly fish. He attended undergraduate schools in Ohio and Michigan, earning a Masters of Music in Theory Composition from Akron University in 1978. After his marriage to Shan in 1978, a move to Boulder, Colorado gave Dale his first real opportunity to learn fly fishing, and to raise their daughters there while Dale earned his Ph.D. at the University of Colorado, Boulder.

Dale started fly fishing instruction in 1982 (with hundreds of clinics to his credit), and has operated fly shops from 1991-2006. While he now does very little guiding, and is no longer in the retail business as a fly shop owner, he continues to find great enjoyment in instruct-

ing, especially when it comes to tying flies and taking people out fishing on small streams. He is also pondering some weekend fishing classes.

“I’m a certified fool, of course...but that’s obvious, I suppose,” says Dale, who’s an FFF certified casting instructor who has taught with Mel Krieger. “Honestly I’m darned good at lots of fly fishing aspects, and have caught many species of salt water fish, salmon, including

Atlantic salmon in Scotland and Quebec, trout, bass, carp, and so on and so forth.” Dale has fished many fishing hot spots around the globe: Christmas Island, Belize, the Yucatan, Florida and the Bahamas, and of course, the Rockies.



His booklets “Fly Fishing Solutions” can be purchased at the meeting or online: (<http://www.stvrainangler.com/solutionbooklets.htm>)

When not fly fishing, Dale is composing operas.” He’s working on an opera called “Abraham Lincoln and the Union.” Come meet this talented flyfisher! ■

MEETING

Monday

February 12

Wetflies: 6:00 P

Dinner: 6:45 P

Program: 7:30 P

Chevys Restaurant

2730 Via de la Valle
Del Mar
(Map—Back Page)

Inside This Issue

President’s message 2

5th Annual Raffle/Auction Info 3

2007 Fly Tying Classes 4

Trips Update 5

Fly of the month 6

Getting the most from your trip 7

Founders Marry 10

Meeting details 11

President's Message

By Sandi Jacobson

The other night a member said to me that it seemed like many of his vivid memories, even from years ago, were of fish and fishing. How's that for a simple statement that rings true? Our speaker Craig Ballenger had just earlier that evening brought me back to one of those moments when he showed a stretch of the McCloud. Craig took us on a tour of several northern California streams that probably hold some good memories for many of you, along with tips on successful nymphing, fly selection and reading the water,

You never know which experiences are going to be the ones that stick with you for decades. In fly-fishing, they usually make the cut because there is some element of harmony involved—you're in a beautiful place, you have the right flies on, you're casting like you learned something from all those lessons, and the fish are interested.



GSF offers a network of activities that are building blocks for memorable trips. Want to take that long-awaited trip to renowned waters, or add a new reel to an existing rig that doesn't feel quite right--without breaking the bank? Then please purchase those GSF raffle tickets that will be arriving in your mailbox soon, and bid freely at our annual **Raffle and Silent Auction on Monday, March 26th**.

Proceeds help our organization continue to offer quality events and provide support for conservation projects. See Andy Firtel's article in this issue for more details. If you're interested in upcoming club trips, check Dave Johnson's article for more information. The Lower Owens is coming up quickly on February 23-25, and the deadline for booking a room at a GSF group rate is near. If you want to expand your knowledge of flies, you can still sign up for the fly-tying class that just started or attend Maggie Merriman's entomology class on Saturday, March 10 at Scripps Ranch.

A key part of a memorable fly-fishing trip that does not involve a visit to the ER is *safety*. GSF member Norman Orida recently published an article "Surf Zone Safety" in the December 2006 issue of *Western Outdoors*.

You can download it from the GSF website in the Resources section through the *Articles* link. While you're in the web site, browse around for other morsels of information, fly-fishing links, upcoming events, and a GSF photo collection (you might be in there). Webmaster Joe Hall has done an excellent job of curating our site.

Finally, please join us for next month's speaker, Dale Darling, on "Fishing Colorado Dries". Dale has many years of fly-fishing experience in waters around the world and has published a collection of booklets called *Fly Fishing Solution* Booklets to help people solve basic tying, fishing, casting and bug questions. ■



Sandi Jacobson

We welcome the following new members...

- Ace Blackburn
- John and Mary Blascius
- Roger and Sue Crenshaw
- Duke Dukovich
- Brad Fenton
- Ralph Holewinski
- Ryan Johnston
- William Kohlepp
- John M Marshall
- Tim O'Neill
- M. Lea Rudee

Cartoon by Gene Trump, *Fly Fisherman* magazine August 2004, <http://www.flyfisherman.com>

Annual Conservation Raffle & Auction

By Andy Firtel

Just like the predictable emergence of the *Brown Drake* on Idaho's famed Silver Creek Preserve in the beginning of June, it is once again time for the **Annual Conservation Raffle and Silent Auction**.

This year's event is **Monday, March 26 at Chevy's, Solana Beach, starting at 7 PM**. The money raised from the raffle and silent auction goes to support many of the environmental, educational and conservation projects that are close to the hearts of fly fishermen. These projects are sponsored both by GSF and Trout Unlimited.

A few of the many projects include water quality testing, steelhead recovery programs, white sea bass tagging, and events which introduce children to the basics of fly fishing as well as the importance of maintaining a clean and health ecosystem.

In order to raise money for these programs, all sorts of companies and individuals connected to or involved in the sport and art of fly fishing have been donating various items including Thomas & Thomas, Lamson, Big 5, Orvis, G Loomis, Tibor, and Cortland, to name just a few.

At this year's auction, there is a 2-for-1 guided fishing trip in Alaska, in addition to a free night of lodging on the San

Juan in New Mexico.

There is also time for you to help. Here's what you can do: If there is a lodge or restaurant you frequent, or a favorite guide who owes you a favor, please ask them to donate to the raffle and auction. Tie flies? Consider tying a dozen or so as a prize. And, everyone has books they'll never read again—so donate them for someone else to enjoy.

Nearly new, hardly used items are also welcome. Another great idea — purchase a gift certificate or two from your favorite fly shop and donate it to the Raffle.

The **Golden State Flycaster 's Fifth Annual Raffle & Auction** is a great way to socialize with fellow anglers, share fishing tales (and lies?!), and support the conservation and maintenance of our environment— all while having the opportunity to win quality fly fishing gear, books, accessories, and trips. *There is no limit on the number of prizes you may win in the raffle or silent auction.* The more tickets you buy, the greater your chances of winning!!!

So whether you are waiting for opening day in the Sierras or still lamenting about the 20 lb. permit that broke off ten feet from the boat, come and enjoy an evening filled with great people and exciting fly fishing gear! ■



Photos above are of Saltery Lake Lodge, one of many great prizes and raffle items in this year's raffle.

<http://www.salterylake.com>

Fly Tying Classes

By Joe Hall

Well it is time to prepare your Fly Box for this years Fly Fishing Fun. There is no time like winter to Tie Fly's so that is exactly what we are going to do.

The Golden State Flycasters Annual Fly Tying Classes begins January 15 with the beginners orientation class at 5:30 pm. prior to our monthly meeting at Chevys. This year we are holding separate classes for beginners and advanced tiers to better serve the interest and needs of participants.

Beginners Class—This is a first rate class with virtually all of the information needed and then some, to begin tying successful flies. Gary Kutz has done an outstanding job of pulling together an informative and practical guide for everything from your fly vice and tools to materials and fly pattern resources.

You must bring your own vice, tools and thread for the class. The first orientation class will cover all of the requirements, so please plan on attending. In this class we will tie a variety of very useful flies, which will also cover most of the basics of fly tying.

Flies covered will be, streamers, nymph's, wet flies, dry flies and maybe a salt pattern. Fly tying materials will be provided so you can plan on adding your own hand tied flies to your collection of favorites.

Advanced Class—This years program will be very special, as we are utilizing

our own "**Experts In Their Field**" instructors. By providing the variety of a different instructor for each class, our goal is to experience excellent instruction by a **Master Tier** for a given pattern or Fly Tying Style. Below is the list of instructors for this class:

Gary Kutz: Spinning Deer Hair
 Steve Piper: Flies for the Surf
 Joe Hall: The Nymph and "Lee Vining Caddis"
 Frank Kawasaki: Steelhead Flies
 Joe Paoluccio: Tying Tube Flies
 Chuck Waterman: Tying Salmon Flies

Cost—There is a cost for materials of **\$25.00** for each class. All of the instruction time is donated so please plan on attending one of these classes for what is always a very fun event.

Location—Both classes (except beginners orientation class) will be held at Global Delta, courtesy of our host John Wohlfiel:
 Global Delta, LLC
 9740 Appaloosa Rd. Suite 150
 San Diego, CA 92131

Time—Both classes will run from 7:00 pm to 9:00 pm.

Sign Up—Please sign up for either class with our Education Chairman Rod Hendrickson. sagerod@cox.net

Schedule and Locations of Future Classes—Please refer to the website (www.goldenstateflycasters.org) for the complete schedule and locations of future classes. ■



GSF 2007 trips update

By Dave Johnson

We continue to build our trip itinerary for 2007. So far, we have scheduled the Lower Owens trip, and getting close on the Sierra pack-trip.

February 23-25—The Lower Owens. We will drive to Bishop on Friday, and hopefully we will get in a little fishing that afternoon. We'll fish Saturday and Sunday and head back Sunday night. Lodging is at the La Quinta Inn; rooms include a continental breakfast each day. Please call (760) 873-6380, and mention Golden State Fly Casters (confirmation number 604645008) to reserve one of the 15 rooms being held for us until 2/9. To receive this preferred rate, a minimum of 10 rooms must be booked prior to the 9th. Dave Johnson will be coordinating roommates, guides and ride sharing. So far, a dozen folks have stated that they are going on the trip and have been matched for rides and roommates.

May 18-20—Eastern Sierras – Mammoth. We had a great time on this trip last year! There are many places to fish: Lake Crowley, Upper and lower Magee, Rock Creek, Lower Rock Creek, Convict Creek, Hot Creek. And... the scenery is beautiful. Last year, it was not uncommon to see 22" trout coming up into the streams from Lake Crowley. Plans are to drive up on Thursday or Friday for a weekend of fishing. Details are forthcoming, but please mark your calendar.

July—San Juan in New Mexico. Byron Shovlain is putting this trip together. If you haven't already done so, take a look at his excellent article on San Juan fishing (GSF January newsletter). The San Juan River, a year-round tail water fishery (with a reported 15,000 to 20,00 trout per mile), is appropriate for beginning and experienced fishermen. The trip would have four full days of

fishing with two days of travel.

A great web site on the San Juan is <http://www.ifly4trout.com/index.htm> with river maps, lots of detail on what to expect when fishing it, links to lodging... and more.

September 27 to Oct 1—Montana. Rod Hendrickson has done a great job of working out the details on this trip. We'll be traveling to Missoula Montana and the Bitterroot for 3½ days of fishing, including two days of guided float. The estimated cost is \$1,300... depending on airfare. If you are interested, you must deposit \$200 to guarantee a guide. It is important you let us know asap if you are interested in the trip, as we are watching for reasonable airfare rates.

July 7th and 8th—A Local Blue Water Trip. Bob Day has been working with Conway Bowman on this; He has mapped the trip out as follows: Saturday is classroom— Basic knots , leaders ,casting, fish fighting techniques and safety. Sunday is all on the water, training, putting it all together, and catching big fish on the fly! Some fish may be over 100 lbs, so you need to know what you are getting into. The trip will cost \$325, and will include a boat on Sunday with tackle and lunch each day.

Other Trips. We are also working on several additional trips to the Sierras that may include a one day pack trip, a late season trip and a trip to Lee Vining.

Interest has been expressed in the following ideas for trips: Lees Ferry; Northern steelhead; Newfoundland; camping trips – Sequoia / Kings Canyon, Eastern Sierras; a backpacking trip; Alaska; other salt water destinations. If you have ideas for trips, I'd be glad to work with you to get something organized. Also, please confirm your interest in any of the above trips with Dave Johnson at davej92128@yahoo.com. ■



Fly of the month—Lefty's Deceiver

By Gary Kutz

O rigin—This fly was developed by Al Beatty out of desperation when he dropped his fly box in the Coeur d'Alene River, Idaho, a five mile hike from his car. He happened to have a zip-lock bag with some assorted feathers, hooks and thread. The fish had been hitting very well on an Adams, but his bag did not contain any feathers needed for the wings. He used two very large hackle feathers and tied them in an innovative way pulled back in a fashion that he later called "Wonder Wings". They are also called reverse-hackle wings by others.

Al and Gretchen Beatty are both expert fly tiers and own a company called BT's Fly Fish Products in Boise, Idaho, that distributes fly tying tools and supplies. They tie flies for commercial sales as well as operating a video production studio. They have both been recognized for their contribution to the Federation of Fly Fishers; Gretchen the 2001 Woman of the Year, and Al the 1994 Man of the Year. Al and Gretchen are the editors of the excellent book the Fly Pattern Encyclopedia by the Federation of Fly Fishers.


Pattern

- Hook—dry fly type, sizes 12 to 22
- Thread—color to match insect (cream color shown)
- Tail—same as wing feathers
- Body—hairtron dubbing or similar, of color to match insect
- Rib—optional

- Wing—two very large saddle hackles
- Hackle—ginger or color to match insect – can be tied conventionally or as parachute style

Tying Instructions

1. Pinch down the hook barb (always use a pair of pliers and not your vise)
2. Wrap on a thread base and cement to the hook
3. Tie on the two wing feathers after preparing as noted: use two very large saddle hackle feathers, cut the stem where the fuzzy feathers turn into long straight barbs, discard the fuzzy end of the feathers, place the two feathers back to back with the curves of the feathers opposing each other, pull the longest feathers in reverse to make a large loop, and tie on the hook at the 1/3 point of the hook)
4. Tie on with three loose turns of thread
5. Pull forward on the feathers to slip them thru the loose wraps until they make a large loop
6. Tie on more thread wraps to secure in place
7. Now spread the two wings in the "V" shape by doing figure eights thru the feathers and around the hook
8. Cut off the tip of the two feathers above where the loops are formed



See *Fly*, p. 10

Getting the most from your fishing trip

By Patrick Case

The following is the second part of a two-part article. The author does not claim to be an expert fly fisher, and certainly not everyone will agree with the following advice—on the other hand, there's not a lot fly fishers do agree on, other than this is a terrific sport.

■ **Simplify your life.** I suspect there is a conspiracy in the fly fishing industry to complicate our lives as much as possible. And, although I have no real proof, I feel Orvis may be the ring leader of this conspiracy—how else do you explain 99 must-have gizmos on its website just under the category of “accessories”?—this doesn't include rods, reels, vest, flies, etc.

When I first got into fly fishing a friend gave me a top-of-the-line Orvis vest—it had 31 pockets! 31! Before each trout fishing trip I had to go through the entire vest to remind myself where everything was and re-sort things to work better.

Then I took up surf fishing and found all I needed was a lanyard (masculine word in fly fishing for “necklace”), on which I hung two spools of tippet, nippers, a small hook sharpening file, forceps, and my license. I carry one box of flies in my shirt pocket. That's it...surf fishing is wonderfully simplistic.

Which got me wondering why this simplistic approach couldn't apply to trout and salmon fishing?—guess what, it does. Each fishery has its own character, and doesn't require you to bring every fly you own. For example, when headed

for a day of fishing on the San Juan, I have a box of tailwater nymphs (i.e., #20 and smaller) in one pocket, and a box with a few dries and terrestrials in the other, the lanyard of tools, a couple of indicators, and a box of assorted split-shot in my pocket. I'm set—no vest, no searching around pockets, no extra weight, and no extra clothing on a hot day.

One final piece of advice on helping to rid your life of useless stuff: From the very first time you indicate an interest in fly fishing, encourage your family and friends to simply give you gift certificates for your favorite fly shop—this will dramatically cut down on the amount of well-meaning, but useless stuff you receive as gifts.

How can you simplify (and improve) your fly fishing experience?

■ **Research the fishery and species.** What species and sizes of fish are typical for the fishery?...What size rods are typically used?...Is the river wader-friendly, or is a boat (and guide) necessary?...What will the weather be like?...etc.

This issue is extremely important when traveling to Alaska or other exotic locations. If targeting Alaskan salmon, each species has its own run. Often runs of species will overlap on a fishery, but runs may not overlap at all. As a result, you could spend thousands going to Alaska and show up only to find virtually *no* fish in the river, except for a few stragglers from the previous run or a few early fish of the next run.



Do you really need that multi-pocket vest?

Do your homework...including asking members of the club who have been to your destination. To not do your research is to invite disappointment

Do your homework...do your homework...do your homework—including asking members of the club who have been to your destination. To not do your research is to invite disappointment.

■ **Research the lodge, destination.**

This is related to the topic above, but deserves special discussion. Again, this is less of a concern if you are fishing in the lower 48, but imperative when you venture off-shore. Whether headed for Alaska, Central America, South America, or wherever, it is extremely important to know if the lodge specializes in fly fishing. If the answer to an inquiry comes back “Yes, we have fly fishers come here,” or “We can accommodate fly fishers,” the red flags should shoot up. Those answers are not sufficient—you want a lodge that specializes in fly fishing; and, most importantly, you want the rest of the party to be fly fishers.

I had the experience of being sucked into a “bargain price” to a lodge on Kodiak only to find *everyone* else staying at the lodge was a spin caster, and open-water fishing for halibut and spin casting for coho was what the lodge *really* specialized in. What a disappointment!

■ **Hire a guide.** This one is simple: Always hire a guide for at least the first day you fish a fishery for the first time—this is especially true for those new to fly fishing, but a rule also abided by veterans of the sport. Having a guide show you the ropes the first day on the stream can often make the difference between a week of excellent fishing and a week of disappointment and being skunked some days. If you pick the right guide, you will not only learn the flies and techniques that work best on *that* river, but you will learn a lot about fly

fishing in general. Without question, I have learned more about fly fishing from guides than any other source.

■ **Have back-up gear.** This is a matter of going through the “What if” situations. What if your rod breaks?...What if your reel’s drag gives up the ghost on the first day of your trip? This goes for all your gear. If you are fishing at a popular trout fishery, there is probably a fly shop nearby where, worst case, you can purchase a new rod or reel.

If in the Alaskan outback, the outfitter *may* have a loaner for you, but may not. I recently was fishing next to a fellow in Alaska who was fishing with spinning gear. He and his party had paid to be flown to the river from Yakutat and dropped off for the day. Early in the morning his reel broke—having no back-up, his day of fishing was over. Do what you have to do—buy, borrow, or rent back-up gear—but don’t show up with only one rod and reel if there isn’t a fly shop nearby.


■ **Bring appropriate gear and clothing.** Needless to say, an entire article could be written about either appropriate gear or clothing—and they have been. A lot of this comes down to plain common sense and planning ahead.

Weeks before your trip start going through that trout gear you maybe haven’t used for months and make sure it is in good condition. If the line needs to be replaced, now is the time to do it. At the very least, the line probably needs to be cleaned. Is there a reasonable amount of backing on your reel for the species?—I was on one trip where a fellow fly fisher was “spooled” by a salmon, only to find there was only about *six feet* of frayed

Do what you have to do—buy, borrow, or rent back-up gear—but don’t show up with only one rod and reel if there isn’t a fly shop nearby.

Calendar of events (See website for additional details)

Month	Date	Day	Event	Time	Location
Feb					
	1		Fly tying class, beginners	7:00 P	Global Delta, Scripts Ranch
	6	Tues	Board meeting	6:30 P	TBA
	8		Fly tying class, advanced	7:00 P	Global Delta, Scripts Ranch
	12	Mon	Monthly meeting—Dale Darling, Fishing Colorado Dries	6:00 P	Chevys—See p.
	22		Fly tying class, beginners	7:00 P	Global Delta, Scripts Ranch
	23-25		Trip to Lower Owens		Bishop, CA



backing on the reel—Pop!...the fish was gone.

Reels are just for holding line—right? The answer is yes, if you are fishing for nothing but small fish. But no, if you are fishing for large trout, salmon, steelhead, and the vast majority of saltwater species—for these you need a reel with a drag that will stand up to the job.

Is there a fly shop at your destination? If trout fishing, the answer is probably yes; if going to an Alaskan fishing camp, the answer is almost certainly no. Don't assume anything—ask the outfitter or lodge well ahead of time, and plan appropriately. If heading for the boonies, buy plenty of flies, leaders, and tip-pet before heading off—one of the nice things about flies is they won't spoil, and you can always use them on a subsequent trip; but if you run out while in the middle of nowhere, you may be

done for the trip. This very situation was cited in the *Fly Rod & Reel* article (<http://www.flyrodreel.com>), whereby a fly fisher headed for a remote Alaskan lodge *without a single fly* (even though the lodge brochure clearly stated it did not provide flies).

The same is true of clothing. There is nothing worse than being wet and cold on a trip, and there are very few instances where traveling with a Spartan wardrobe is required (a pack trip being one of them), so bring plenty of clothing for the situation. Whether fishing in the Rockies, Alaska, or Sierra, *layering* is the name of the game, bring *plenty* of clothing to layer up and down. And, purchase the best rain jacket you can afford.

Whether traveling to the eastern Sierra or on that trip-of-a-lifetime, advance preparation and planning will help ensure your trip is a successful one. ■

...a fly fisher headed for a remote Alaskan lodge without a single fly (even though the lodge brochure clearly stated it did not provide flies).

Meeting details

Where: Chevys Fresh Mex restaurant

2730 Via de la Valle, Del Mar (Flower Hill Mall)—See map on back page of newsletter

Time: Wet Flies, 6 P; Dinner (optional), 6:45 P; Program, 7:30 P

Cost: \$15 for meal, including tax and tip (booze extra);

Menu: San Antonio-style steak & chicken Fajita buffet, plus unlimited coffee, tea and sodas.



Fly, from p. 6

9. Use some of the tips of the feathers for the tail and trim off the extra feathers not needed

10. Apply the dubbing same as any dry fly

11. Tie on the hackle feather and make three wraps behind and two in front of the wings

12. Wrap the thread to make a head

13. Whip finish and cement

Note—you can get more detailed information on how to tie these wings in the book “The Fly Tier’s Benchside Reference” by Leeson and Schollmeyer on page 250 that they call reverse-hackle wings.

Flies Imitated

Can be tied in any color to match any mayfly

How to fish

Dead drift same as any dry fly ■

GSF Founders Finally Tie the Knot!

By Patrick Case

After five-and-a-half years of sharing life and fishing adventures,

Helen Condict and I exchanged wedding vows January 19th. Our afternoon ceremony was held at the Rancho Santa Fe home of Dave and Lynn Moon (both GSF members), as Dave, a retired judge, officiated the double-ring ceremony. GSF members Rich and Charlotte Carlson



also attended. Following the ceremony, Dave entertained us with his beautiful singing and guitar playing as we toasted

the occasion with Champagne & hors d'oeuvres created by Lynn. Following a wonderful dinner at Cavaillon Restaurant, Helen and I ended this most joyous day by spending the night in the Moon’s charming guest house, which Lynn had made into a honeymoon suite. Thanks to all our friends for making this day so special! ■

Photo at Cavaillon Restaurant by Rich Carlson.

3830 Valley Centre Drive
Suite 705, PMB 721
San Diego, CA 92130

[http://
www.goldenstateflycasters.org](http://www.goldenstateflycasters.org)

Patrick Case, Editor
Helen Condict, Co-Editor

© Golden State Flycasters

Welcome to the Golden State Flycasters

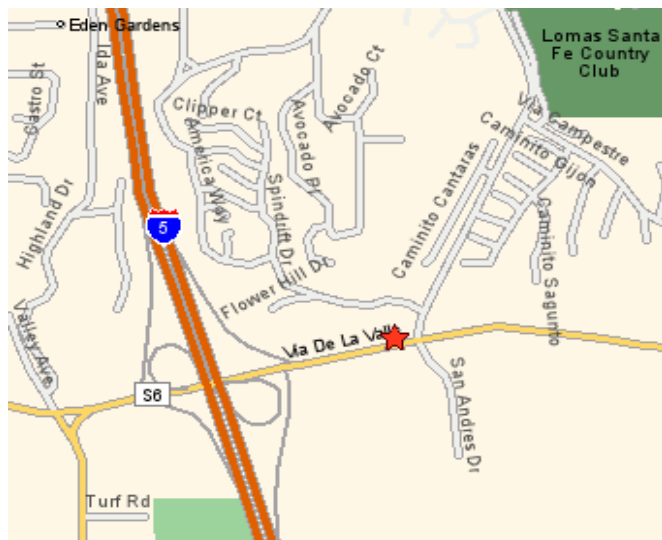
GSF, a 501 (c)3 non-profit, was formed in 2002 to serve the interests of fly fishers in North San Diego County, South Orange County, and Camp Pendleton.

Mission Statement

Golden State Flycasters supports the conservation and restoration of fisheries, and education in the sport and art of fly fishing.

Map to meeting location

**2730 Via de la Valle
Del Mar
(Flower Hill Mall)**



Submissions to newsletter

Submit personal, entertaining or informative articles.

Have you fished an out-of-the-way place recently?...Taken a trip won at the Annual Raffle?...Come across a killer fly for a favorite river?...Have a newsflash about a fishery or event? Please share it with the rest of the members.



Please limit your Word article to 1,000 words, and *include photos*.

E-mail submissions to: Helen Condict at hrcondict2@aol.com.

Submission deadline is the 20th of the month.

Note: Editors may edit your article submission for grammar or to adjust length for space available.

Keep it pithy! ■